

## LR4-60HPB 355W

- Suitable for distributed projects
- Advanced module technology delivers superior module efficiency
  - M6 Gallium-doped Wafer
  - 9-busbar Half-cut Cell
- Excellent outdoor power generation performance
- Aesthetic appearance with all black module design



12-year Warranty for  
Materials and Processing



25-year Warranty for Extra  
Linear Power Output

### Complete System and Product Certifications

IEC 61215, IEC 61730, UL 61730

ISO9001:2015: ISO Quality Management System

ISO14001: 2015: ISO Environment Management System

ISO45001: 2018: Occupational Health and Safety

IEC62941: Guideline for module design qualification and type approval

**20.6%**  
MAX MODULE  
EFFICIENCY

**0~3%**  
POWER  
TOLERANCE


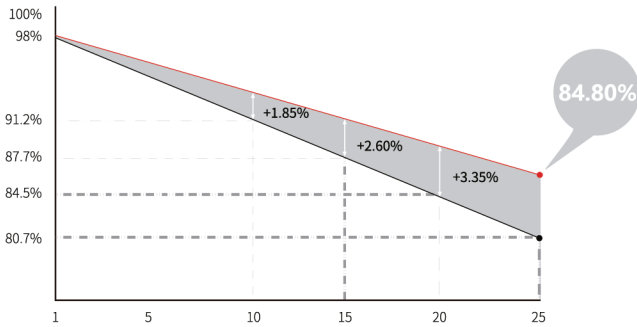
**<2%**  
FIRST YEAR  
POWER DEGRADATION

**0.55%**  
YEAR 2-25  
POWER DEGRADATION

**HALF-CELL**  
Lower operating temperature

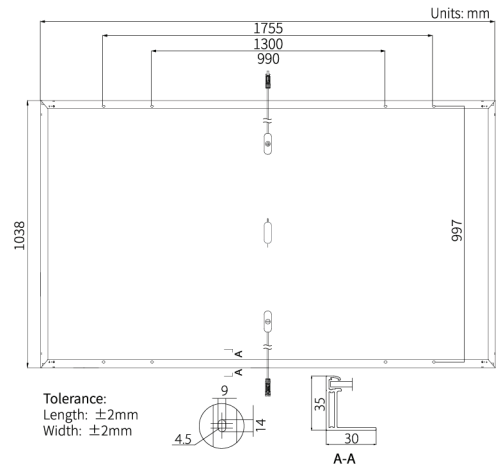
## Additional Value

### 25-Year Power Warranty



## Mechanical Parameters

Cell Orientation	120 (6×20)
Junction Box	IP68, three diodes
Output Cable	4mm <sup>2</sup> , 1200mm length can be customized
Glass	Single glass, 3.2mm coated tempered glass
Frame	Anodized aluminum alloy frame
Weight	19.5kg
Dimension	1755 × 1038 × 35mm
Packaging	30pcs per pallet / 180pcs per 20' GP / 780pcs per 40' HC



## Electrical Characteristics

STC : AM1.5 1000W/m<sup>2</sup> 25°C      NOCT : AM1.5 800W/m<sup>2</sup> 20°C 1m/s      Test uncertainty for Pmax: ±3%

Module Type	LR4-60HPB-355M		LR4-60HPB-360M		LR4-60HPB-365M		LR4-60HPB-370M		LR4-60HPB-375M	
	STC	NOCT	STC	NOCT	STC	NOCT	STC	NOCT	STC	NOCT
Maximum Power (Pmax/W)	355	266.7	360	270.4	365	274.2	370	277.9	375	281.7
Open Circuit Voltage (Voc/V)	40.6	38.2	40.8	38.4	41.0	38.6	41.2	38.7	41.4	38.9
Short Circuit Current (Isc/A)	11.25	9.12	11.33	9.19	11.41	9.26	11.50	9.33	11.58	9.39
Voltage at Maximum Power (Vmp/V)	34.6	32.2	34.8	32.4	35.0	32.6	35.2	32.8	35.4	33.0
Current at Maximum Power (Imp/A)	10.27	8.28	10.35	8.35	10.43	8.42	10.52	8.49	10.60	8.56
Module Efficiency(%)	19.5		19.8		20.0		20.3		20.6	

## Operating Parameters

Operational Temperature	-40°C ~ +85°C
Power Output Tolerance	0 ~ 3%
Voc and Isc Tolerance	±3%
Maximum System Voltage	DC1000V (IEC/UL)
Maximum Series Fuse Rating	20A
Nominal Operating Cell Temperature	45±2°C
Protection Class	Class II
Fire Rating	UL type 1 or 2 IEC Class C

## Mechanical Loading

Front Side Maximum Static Loading	5400Pa
Rear Side Maximum Static Loading	2400Pa
Hailstone Test	25mm Hailstone at the speed of 23m/s

## Temperature Ratings (STC)

Temperature Coefficient of Isc	+0.050%/°C
Temperature Coefficient of Voc	-0.265%/°C
Temperature Coefficient of Pmax	-0.340%/°C

Specifications included in this datasheet are subject to change without notice. LONGI reserves the right of final interpretation. (20220810V16)

